





P12 Oyster



P13 Oyster/Beige




P14 Oyster/Pearl Gray



Q20 Beige



Q21 Beige/Pearl Gray




V20 Pearl Gray



V21 Charcoal



V22 Charcoal/Gray



V24 Charcoal/Chestnut

- Phifer Sheerweave 2500** - 1% Open, 0.024" Thick, 16.1 oz/yd²
- Phifer Sheerweave 2410** - 3% Open, 0.019" Thick, 13.9 oz/yd²
- Phifer Sheerweave 2390** - 5% Open, 0.017" Thick, 11.9 oz/yd²
- Phifer Sheerweave 2360** - 10% Open, 0.017" Thick, 10.5 oz/yd²

These Sheerweave materials are full basket weaves and were designed for applications which require a more opaque and non-directional fabric.

Material Composition - App. 35% Fiberglass, 65% Vinyl on Fiberglass

Material Roll Width is 98"

This material will be seamless in sizes up to 99.25" W * x Any Height

Shades wider than 99.25" W Tip to Tip and 95.5"H or taller will be railroaded ** and will have a horizontal seam in the material at app. 95.5" from the bottom.

* Tip to Tip Measurement Including Space for Brackets

** Railroading is when the width of the material roll is used for height.

MFG Specifications are subject to change without notice.

[Roller Shade Index Page](#)
[Roller Components Index Page](#)
[AV Outlet Home Page](#)