

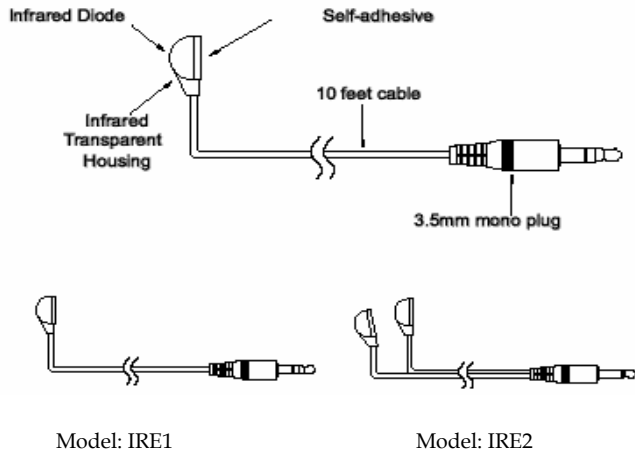
**Model: IRE 1 / IRE 2**  
**SKU# .11818 / .11819**

**Features:**

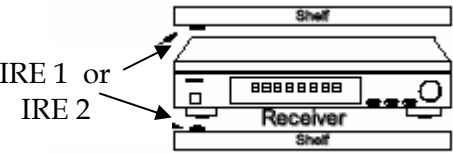
- Round shaped with elegant compact size
- Infrared is built into a transparent
- 10 feet cable length
- Standard 3.5mm mono plug
- Self-adhesive tape for a quick and easy installation on any hard, clean & dry surface



**Diagram**

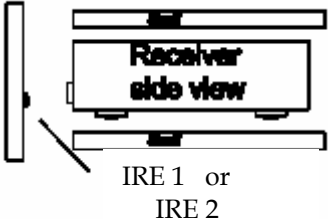


**Attach IR emitter inside of shelves**



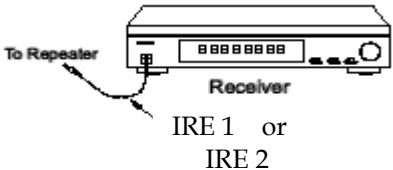
- Attach IR emitter above or below the IR window

**Cabinet with door installation**



- IR emitter is attached to the rack door
- The round shape side faces the IR window

**Standard Installation**



- IR emitter (flat side) attaches directly to IR sensor window.
- Most reliable activation position
- Inconspicuous design

**NOTE:**

1. Make sure mounting surface is clean and dry for best results.
2. Do not connect IR emitter directly to power supplies or batteries.