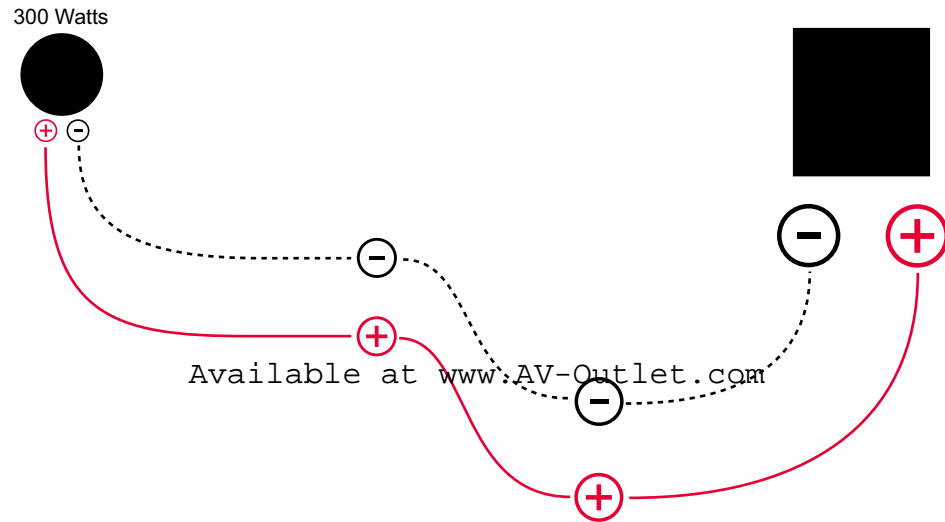


# ButtKicker® Wiring Diagram

**ButtKicker®**  
Feel what you've been missing...

Connecting 1 ButtKicker LFE to 1 BKA300-4 Power Amplifier



© 2010 The Guitammer Company  
[www.thebutt kicker.com](http://www.thebutt kicker.com)

**KEY**

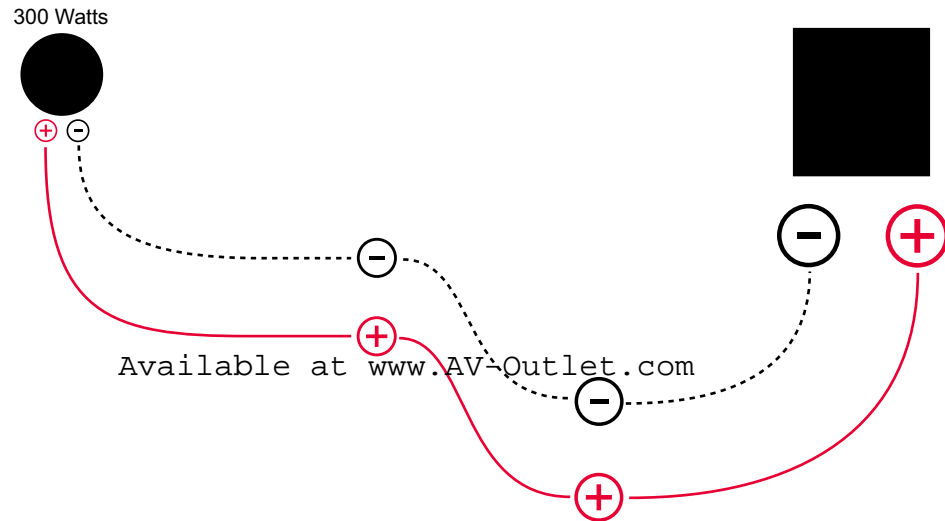
- ⊖ ----- Negative Wire Run
- ⊕ ————— Positive Wire Run



# ButtKicker® Wiring Diagram

**ButtKicker®**  
Feel what you've been missing...

Connecting 1 BK4-4 to 1 BKA300-4 Power Amplifier



© 2010 The Guitammer Company  
[www.thebutt kicker.com](http://www.thebutt kicker.com)

**KEY**

- ⊖ ----- Negative Wire Run
- ⊕ ————— Positive Wire Run

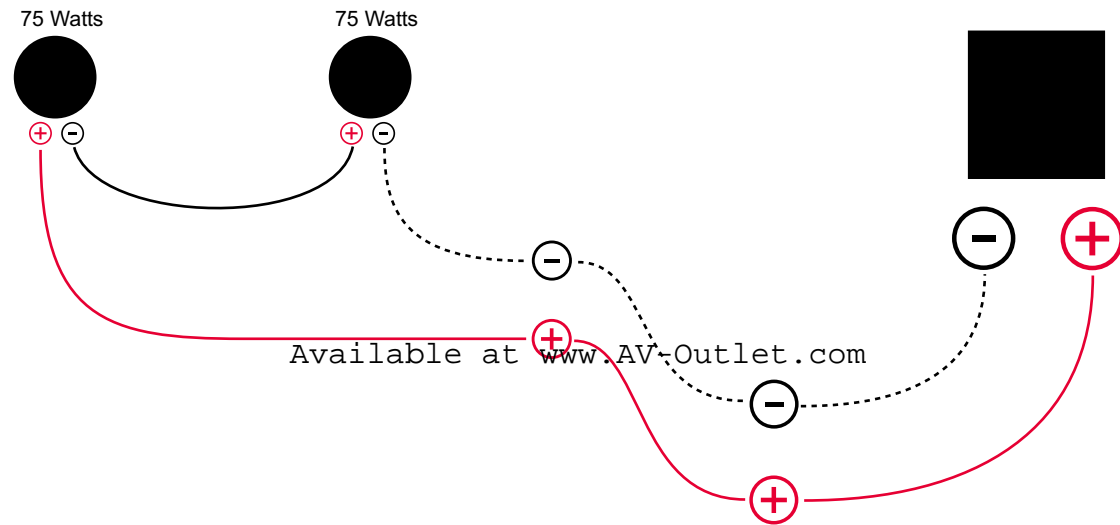
● =  **ButtKicker Advance BK4-4**

■ =  **ButtKicker Power Amplifier BKA300-4**

# ButtKicker® Wiring Diagram

**ButtKicker®**  
Feel what you've been missing...

Connecting 2 BK4-4s to 1 BKA300-4 Power Amplifier



© 2010 The Guitammer Company  
[www.thebutt kicker.com](http://www.thebutt kicker.com)

**KEY**

⊖ ----- Negative Wire Run

⊕ ————— Positive Wire Run

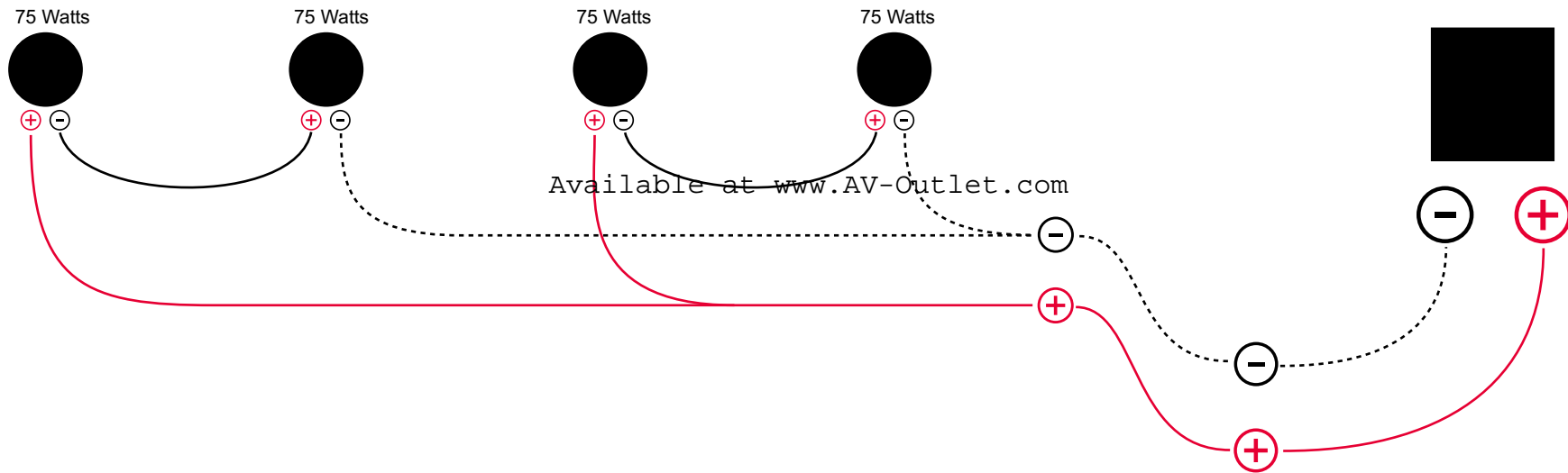
● =  **ButtKicker Advance  
BK4-4**

■ =  **ButtKicker Power  
Amplifier BKA300-4**

# ButtKicker® Wiring Diagram

**ButtKicker®**  
Feel what you've been missing...

Connecting 4 BK4-4s to 1 BKA300-4 Power Amplifier



© 2010 The Guitammer Company  
[www.thebutt kicker.com](http://www.thebutt kicker.com)

**KEY**

⊖ ----- Negative Wire Run  
⊕ ----- Positive Wire Run

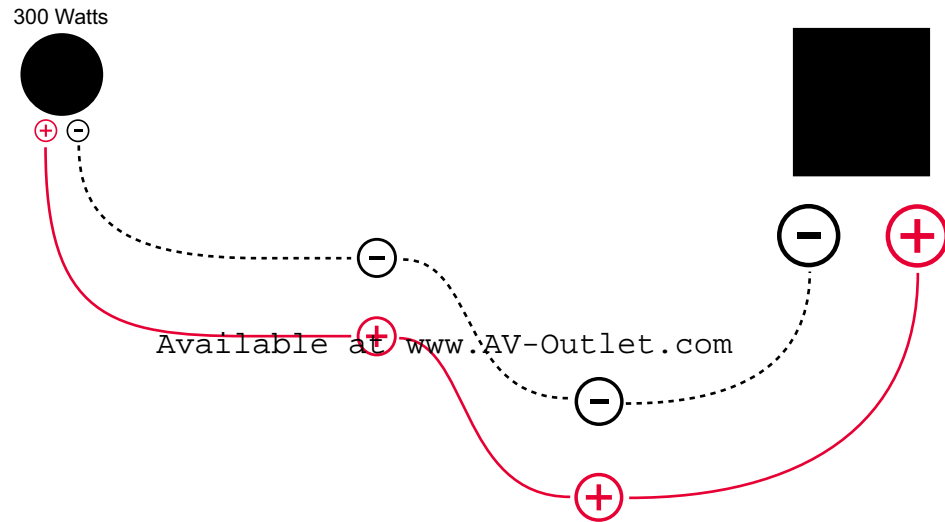
● =  **ButtKicker Advance BK4-4**

■ =  **ButtKicker Power Amplifier BKA300-4**

# ButtKicker® Wiring Diagram

**ButtKicker®**  
Feel what you've been missing...

Connecting 1 ButtKicker Mini LFE to 1 BKA300-4 Power Amplifier



© 2010 The Guitammer Company  
[www.thebutt kicker.com](http://www.thebutt kicker.com)

**KEY**

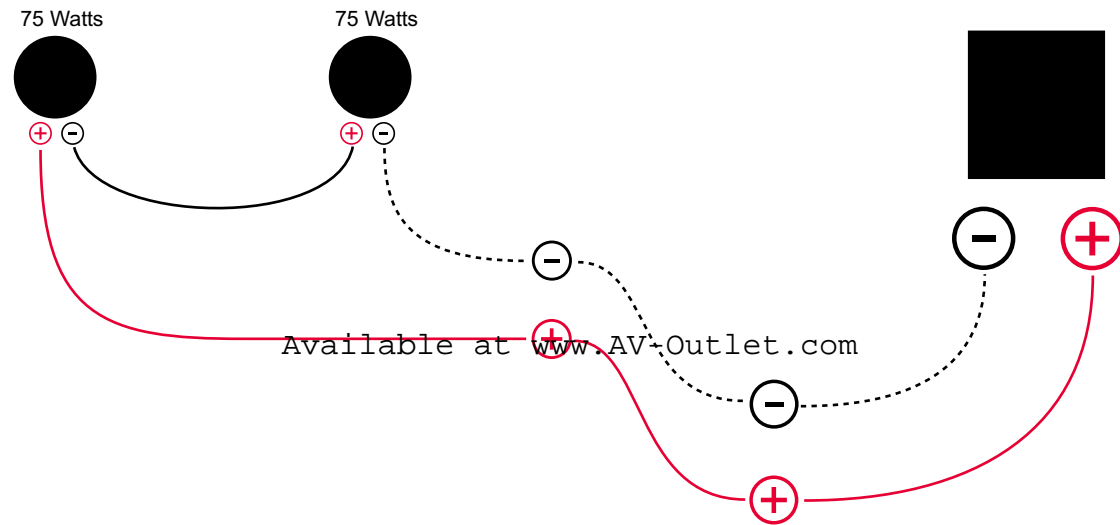
- ⊖ ----- Negative Wire Run
- ⊕ ————— Positive Wire Run



# ButtKicker® Wiring Diagram

**ButtKicker®**  
Feel what you've been missing...

Connecting 2 ButtKicker Mini LFEs to 1 BKA300-4 Power Amplifier



© 2010 The Guitammer Company  
www.thebutt kicker.com

**KEY**

⊖ ----- Negative Wire Run

⊕ ————— Positive Wire Run

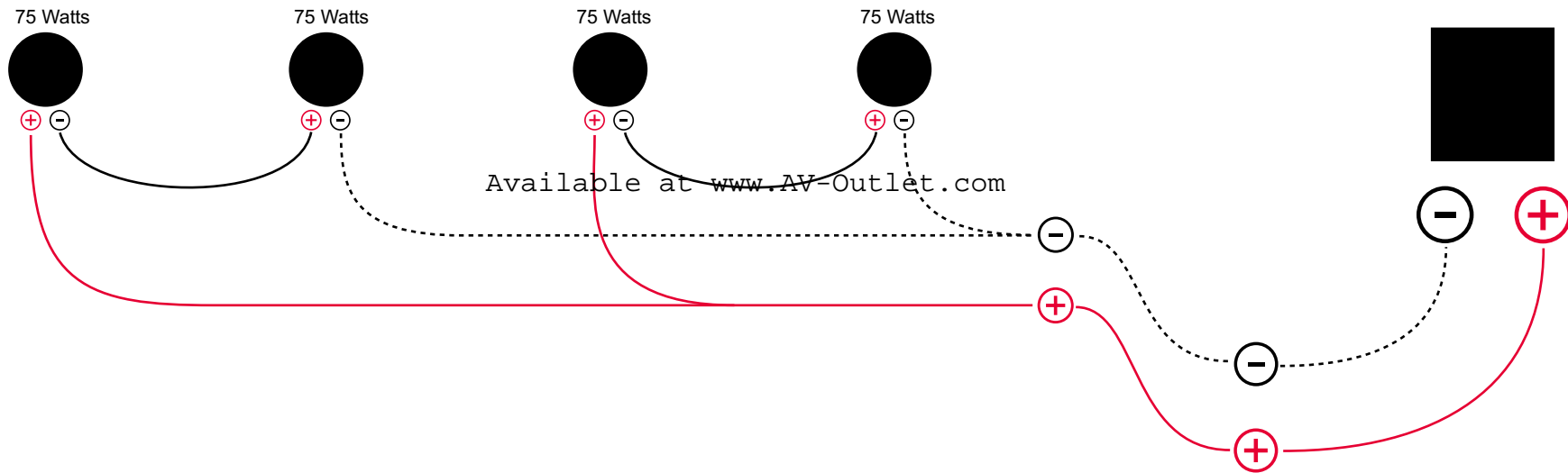
● =  ButtKicker Mini LFE

■ =  ButtKicker Power Amplifier BKA300-4

# ButtKicker® Wiring Diagram

**ButtKicker®**  
Feel what you've been missing...

Connecting 4 ButtKicker Mini LFEs to 1 BKA300-4 Power Amplifier



© 2010 The Guitammer Company  
[www.thebutt kicker.com](http://www.thebutt kicker.com)

**KEY**

⊖ ----- Negative Wire Run  
⊕ ----- Positive Wire Run

● =  **ButtKicker Mini LFE**

■ =  **ButtKicker Power Amplifier BKA300-4**