

Buttkicker Wiring Instructions

Wiring instructions for BKA1000-4 Amplifier to Multiple BK-LFE shakers.

This wiring may not be suitable for use with other amplifiers and or other transducers. Please check with MFG recommendations.

How to Calculate Your Resistance

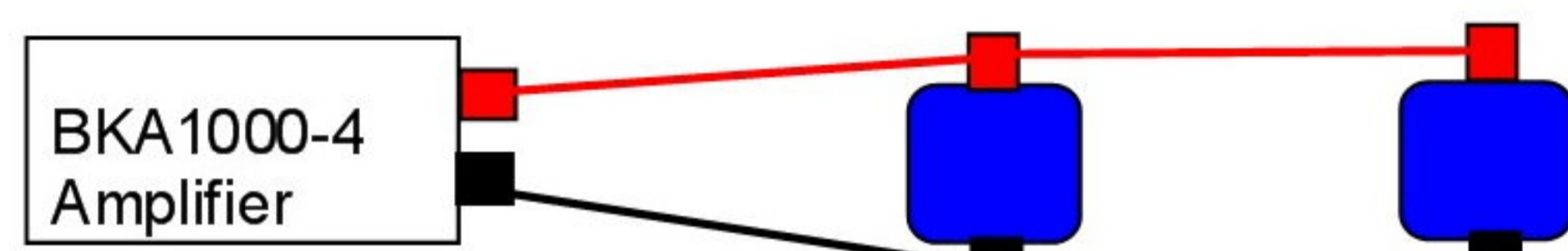
Series Resistance R is equal to $R_1 + R_2 + R_3 + \text{Etc.} = R \text{ Total}$

Parallel Resistance R is equal to $1 / (1/R_1 + 1/R_2 + 1/R_3 \text{ Etc.}) = R \text{ Total}$

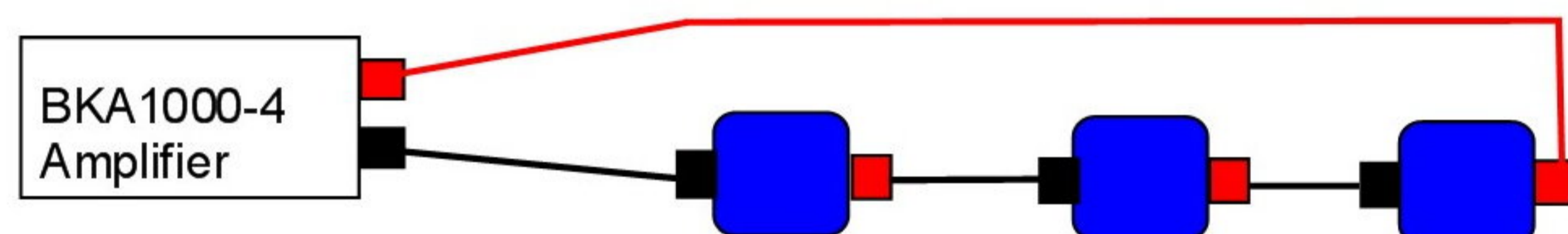
Series Parallel Resistance R is Based on both computation methods combined. Calculate your series resistance before calculating you parallel resistance



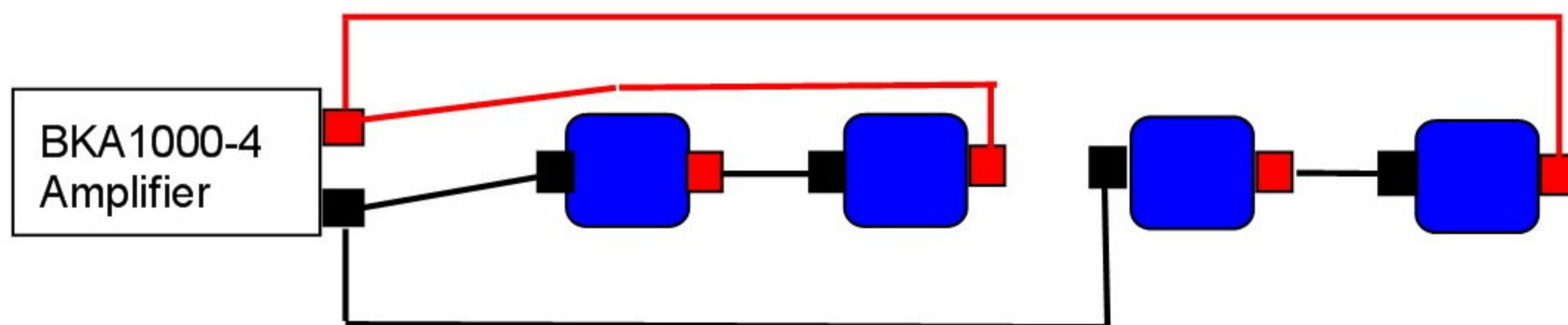
1 BK-LFE wired to BKA1000-4 = 4 Ohm Load



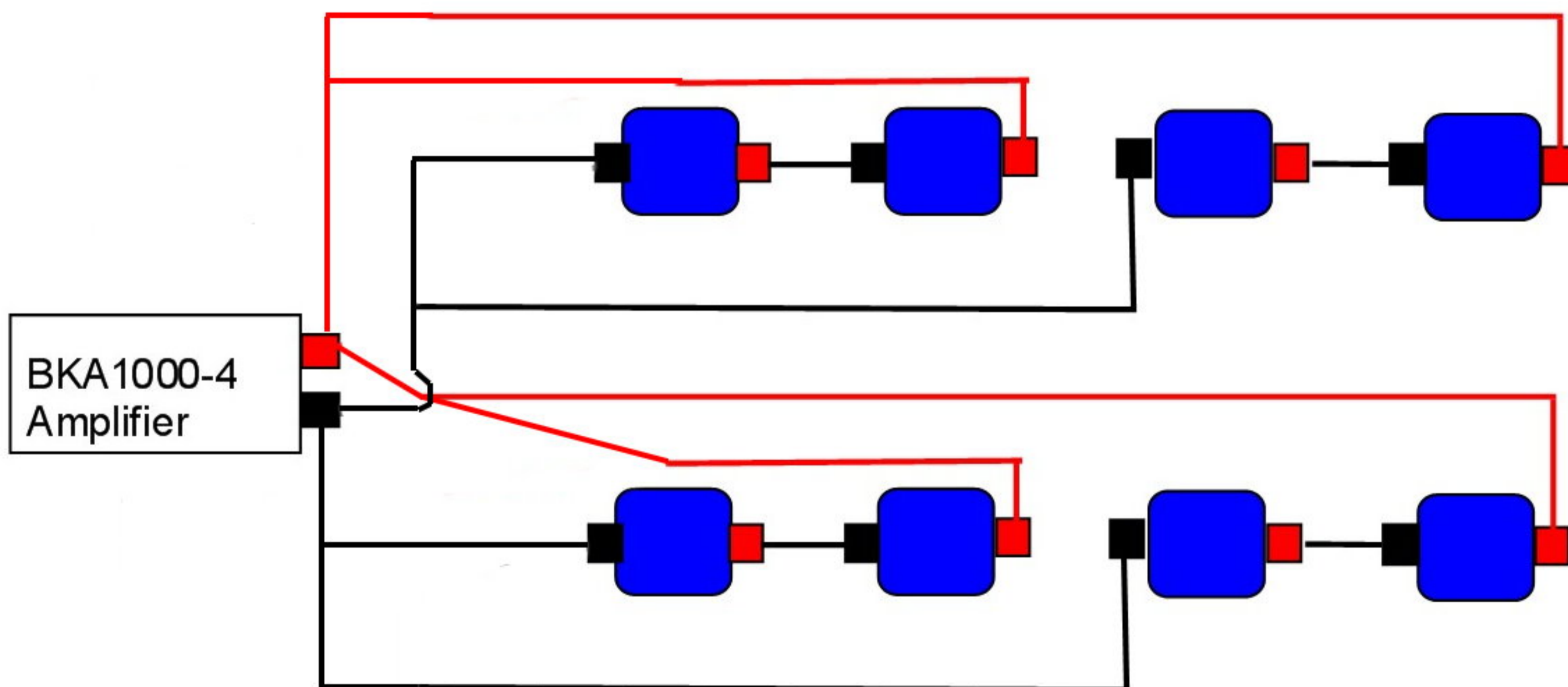
2 BK-LFE wired in parallel to BKA1000-4 = 2 Ohm Load



3 BK-LFE wired in series to BKA1000-4 = 12 Ohm Load



4 BK-LFE wired = 2 series in parallel with 2 in series to BKA1000-4 = 4 Ohm Load



8 BK-Mini-LFE Wired = Wire 2 Sets of 4 in a series/parallel network as shown previously in the 4 LFE example. Then wire the 2 set of in parallel with each other. The effective system load will be 2 Ohm.

This type of wiring is not recommended by the MFG for the full size LFE due to the power requirements of the full size LFE.