

**NEW**  
more on  
reverse

# Indoor IN BOX™ Recessed Electrical Box

*For close-to-the-wall placement of appliances*



Arlington's new, recessed IN BOX™ for indoor use allows items such as furniture – or countertop items like coffee makers or microwave ovens, to be placed closer to the wall.

- Non-metallic
- For power or low voltage applications in new construction or old work

*Plugs don't extend past the wall (like they do in a regular box)*



- Textured, paintable trim plate
- Accepts single gang wiring devices
- UL Listed. CSA Listed with grounding lug.

**Coming Soon...**


**Two-gang w/ low voltage separator**

Catalog Number	UPC/DEI/NAED Mfg. #018997	Description	Unit/Std Pkg
DVFR1W	14330	Indoor IN BOX™ Single gang, recessed device box	4

**Two-gang version w/ low voltage separator COMING SOON!**

Includes recessed box with trim plate, (one each) duplex and standard GFCI face plates, NM cable connector, (2) #6 x 1/2" and (2) #8 x 3" installation screws.

DVFR1W  
Kit components (screws not shown)



**UL** **CSA**  
CSA w/  
grounding  
lug only

**Arlington**

1 Stauffer Industrial Park  
Scranton, PA 18517  
**800/233.4717**  
**Fax 570/562.0646**  
[www.aifittings.com](http://www.aifittings.com)

# Indoor IN BOX™ Recessed Electrical Box




*Plugs stay in the box - Saves counter and wall space*

## Old Work

- 1 Cut 3-3/8" x 6" hole next to stud.
- 2 Install NM cable connector (supplied).  
Pull wire.  
Mount box to stud with (2) #8 x 3" screws (supplied) through the angled holes in the outer edge of the box. Use positioning tabs (see detail below) to allow for drywall thickness.
- 3 Wire in receptacle.
- 4 Attach trim plate with (2) #6 x 1/2" screws (supplied).



## New Construction



## Arlington

1 Stauffer Industrial Park  
Scranton, PA 18517  
800/233.4717  
Fax 570/562.0646  
www.aifittings.com